


Technical Specifications



- Overall dimensions ————— 2260 mm x 1010 mm
- Mattress platform ————— 2000 mm x 810 mm
- Hi-Low ————— 770 mm - 480 mm
- Side rail height ————— 410 mm
- Side rail length ————— 1620 mm
- Backrest angle ————— 0 - 70°
- Kneerest angle ————— 0 - 35°
- Bed weight ————— 135 kg
- Safe working load ————— 220 kg
- Casters ————— 125 mm

Technical and Quality Assurance Standards
 IEC 60601-2-52
 ISO 13485
 ISO 14971

Positions



Piyatech Sdn. Bhd.
 B3-U5-7, Solaris Dutamas, Jalan Dutamas 1,
 50480 Kuala Lumpur, Malaysia
 Tel: (+60 3) 62113120, 62112120, 62112120
 www.piyatech.com
 email: info@piyatech.com




To improve products, Piyatech Sdn. Bhd. reserves the right to make changes without notice in design, specifications, and models.

Piyatech

General Bed 35000MC1 Type 2



Piyatech 2023- 35000MC1 Type 2 'V01 Validity Dec. 2024




IV Stand Lifting Pole Urine Bag Traction Bar

MDA Establishment License No.: MDA-1216-K120
 MDA Product Reg. No.: GMD45614744918A



Features



Side Rails

The parallel side rails of the 35000MC1 offer a unique and stylish design produced from a combination of blow molded plastic and steel bars to provide a protective height and length. The side rails adhere to the highest standards of safety to prevent patient falls and entrapment.



Side Rails

Locking Mechanism

Pushing up the red lever on either side of the bed engages the release mechanism allowing the side rails to fold down.



Bed Ends

The seamless blow-molded bed ends are lightweight, durable, and easy to clean. The bed ends are of high quality and compatible with steam cleaning. To have better access to the patient's head in emergency cases, the caregiver can easily remove the bed ends by grasping the hand holds and lifting them up in one single step. Moreover, the bed ends have integrated steel fittings which make them extremely strong so the nursing staff can move the bed by holding and pushing them without worries.



Mattress Platforms

The mattress platforms exhibit exceptional qualities, including smooth surfaces, high durability, and effortless removal for easy cleaning and disinfection. Additionally, the mattress platforms are designed to be compatible with steam cleaning, ensuring thorough and effective sanitation.



Foldable Cranks

Back, knee, and hi-low positions can be adjusted by three foldable cranks located at foot end of the bed.



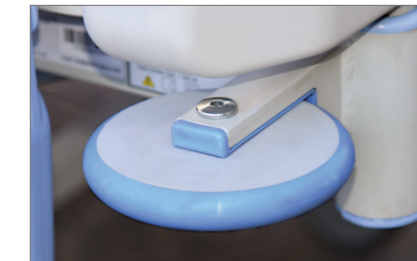
Casters

125 mm casters run extremely smoothly; the quality that makes it significantly easy for the nursing staff to transport the bed in the medical centers. Having diagonal locks, the casters can be locked to prevent the bed from unintended movement.



Urine Bag Holder

Beds are equipped with a urine bag holder which can be easily installed on either side of the bed.



Bumpers

Innovative rotary bumpers which are located on four corners of beds can prevent to a large extent the damages that may cause collision of the bed to the surroundings during transportation.

General Bed 35000MC1 Type 1

